

SMD Power Inductor

CDRH5D28RB/H125



特点

- Ferrite drum core construction
- Magnetically shielded
- L×W×H: 6.5×6.2 ×3.0 mm Max.
- Product weight:0.35g(Ref.)
- Moisture Sensitivity Level: 1
- Qualification to AEC-Q200



环境规格

- Operating Temperature: -40°C to +125°C (including self-heating)
- Storage temperature range: -40°C~+125°C

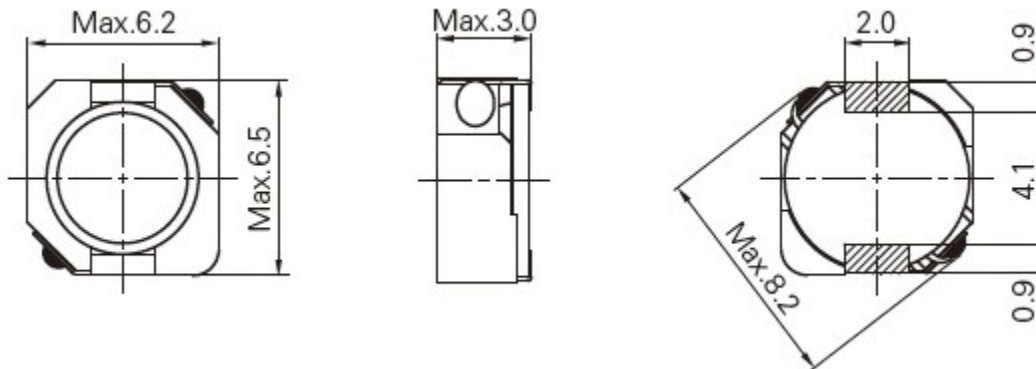
包装

- Carrier tape and reel packaging

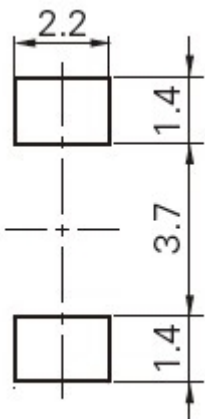
用途

- High temp and high reliability automotive applications

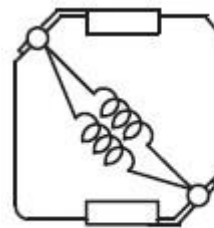
外形尺寸 - [mm]



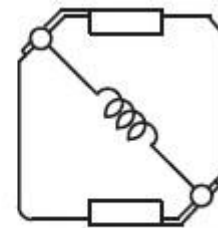
推荐焊盘尺寸 - [mm]



接线图 (底面)



(1.0µH - 10µH)



(15µH - 100µH)



电气特性规格

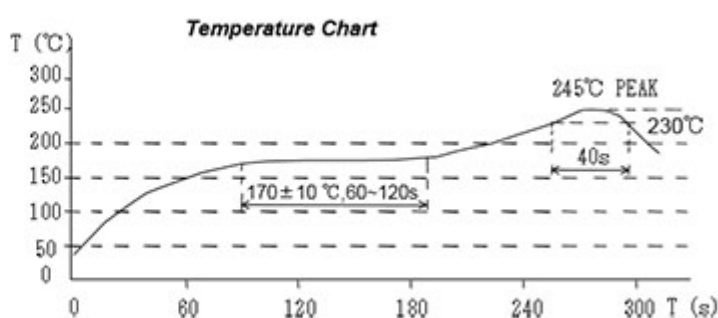
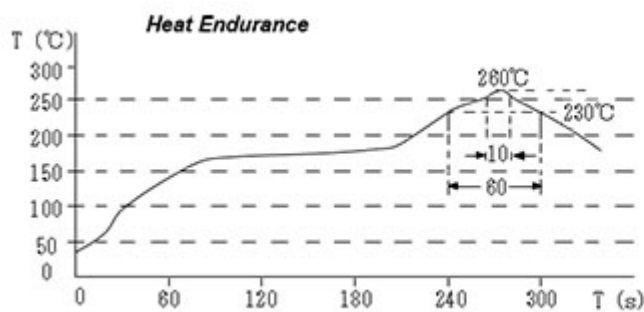
品名	电感值 [within] (μ H) ※1	直流电阻 (20℃) Max. (Typ.) (m Ω)	饱和电流 (A) Max. (Typ.) ※2	温度上升电流 (A) Max. (Typ.) ※3
CDRH5D28RBH125NP-1R0PC	1.00 \pm 25%	17.00 (13.50)	7.10 (9.00)	4.10 (4.70)
CDRH5D28RBH125NP-1R4PC	1.40 \pm 25%	20.00 (16.00)	6.50 (7.55)	3.60 (4.15)
CDRH5D28RBH125NP-1R8PC	1.80 \pm 25%	22.50 (18.00)	5.70 (6.60)	3.40 (4.00)
CDRH5D28RBH125NP-2R4PC	2.40 \pm 25%	27.00 (21.50)	5.30 (5.90)	3.20 (3.65)
CDRH5D28RBH125NP-3R3PC	3.30 \pm 25%	35.50 (28.50)	4.30 (4.85)	2.72 (3.10)
CDRH5D28RBH125NP-4R7PC	4.70 \pm 25%	54.00 (43.00)	3.70 (4.18)	2.20 (2.50)
CDRH5D28RBH125NP-6R8PC	6.80 \pm 25%	77.50 (62.00)	3.08 (3.42)	1.80 (2.00)
CDRH5D28RBH125NP-100MC	10.00 \pm 20%	121 (97.00)	2.46 (2.78)	1.40 (1.58)
CDRH5D28RBH125NP-150MC	15.00 \pm 20%	148 (118)	2.08 (2.32)	1.24 (1.40)
CDRH5D28RBH125NP-220MC	22.00 \pm 20%	266 (213)	1.70 (1.88)	0.90 (1.10)
CDRH5D28RBH125NP-330MC	33.00 \pm 20%	334 (267)	1.41 (1.59)	0.80 (0.92)
CDRH5D28RBH125NP-470MC	47.00 \pm 20%	500 (400)	1.16 (1.32)	0.64 (0.73)
CDRH5D28RBH125NP-680MC	68.00 \pm 20%	685 (548)	0.95 (1.11)	0.54 (0.62)
CDRH5D28RBH125NP-101MC	100 \pm 20%	1020 (815)	0.80 (0.90)	0.46 (0.53)

※1. Inductance measuring condition: at 100kHz.

※2. Saturation current: The value of D.C. current when the inductance decreases to 65% of it's nominal value.

※3. Temperature rise current: The value of D.C. current when the temperature rise is $\Delta t=40^{\circ}\text{C}$ ($T_a=20^{\circ}\text{C}$).

回流焊耐热与推荐温度曲线图



SMD Power Inductor

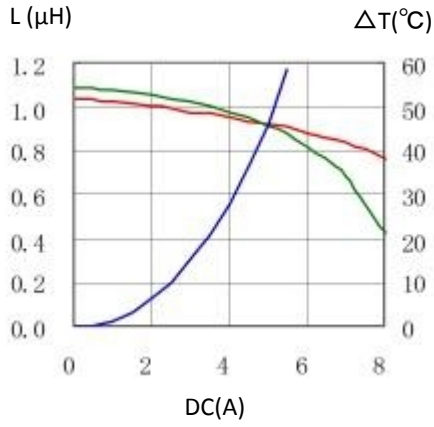
CDRH5D28RB/H125



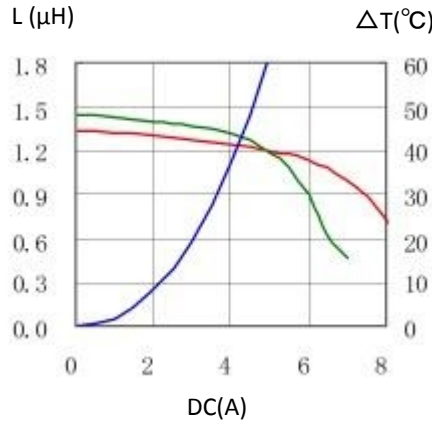
直流饱和电流&温度上升曲线图

— L (20°C) — L (125°C) — ΔT

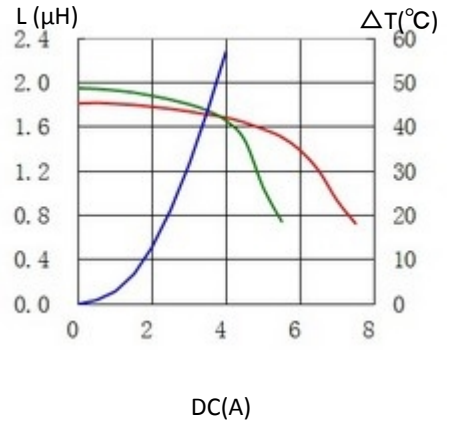
1. CDRH5D28RBH125NP-1R0PC



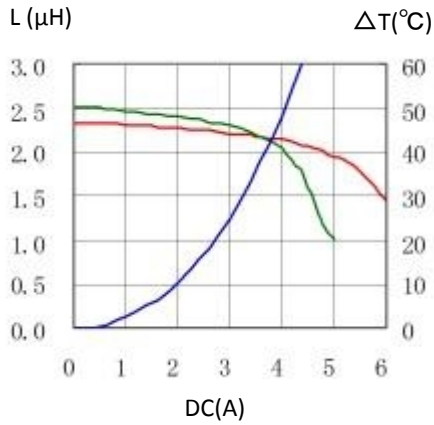
2. CDRH5D28RBH125NP-1R4PC



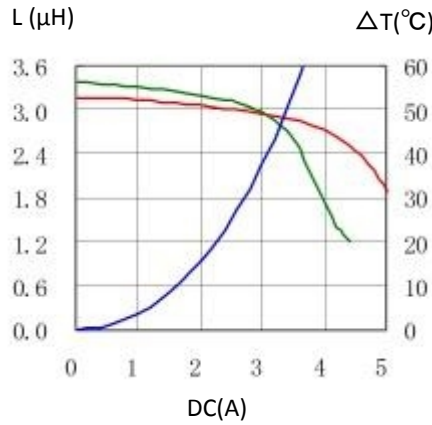
3. CDRH5D28RBH125NP-1R8PC



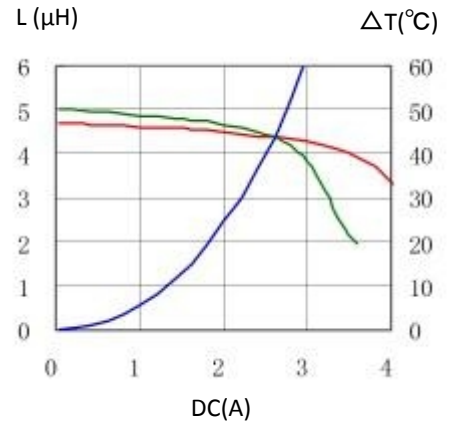
4. CDRH5D28RBH125NP-2R4PC



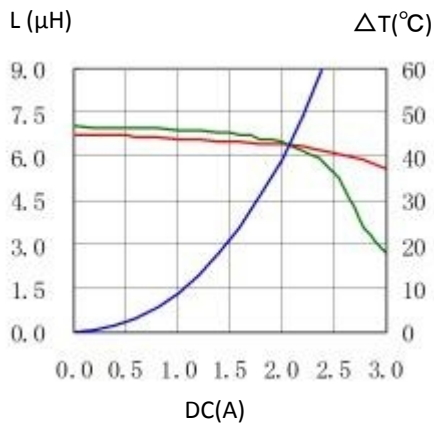
5. CDRH5D28RBH125NP-3R3PC



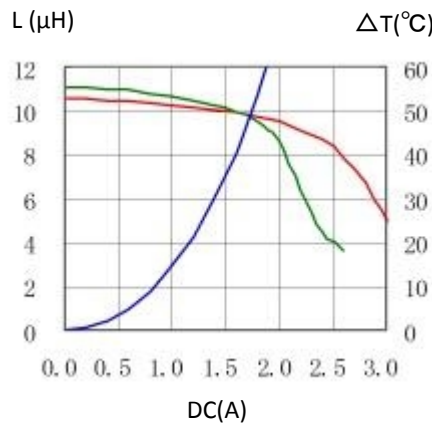
6. CDRH5D28RBH125NP-4R7PC



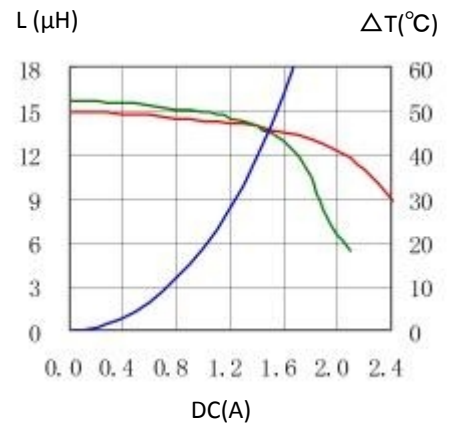
7. CDRH5D28RBH125NP-6R8PC



8. CDRH5D28RBH125NP-100MC



9. CDRH5D28RBH125NP-150MC



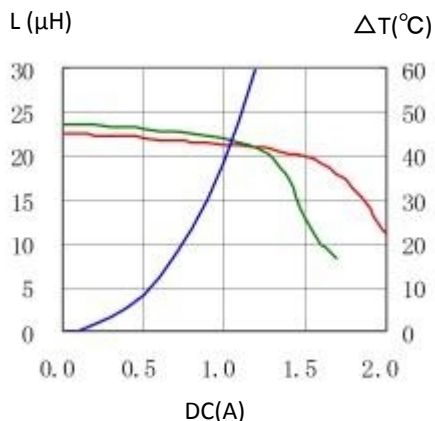
注：记载内容如有变更，恕不另行通知。订货时请联系您最近的销售办事处以获取最新产品信息。

SMD Power Inductor

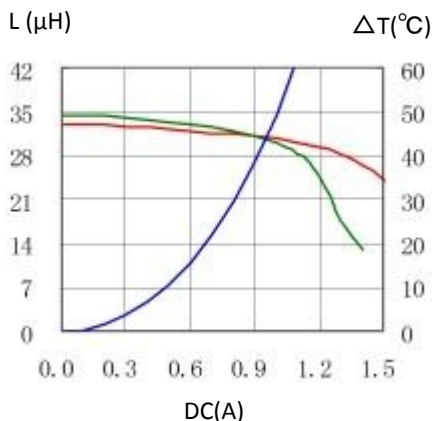
CDRH5D28RB/H125



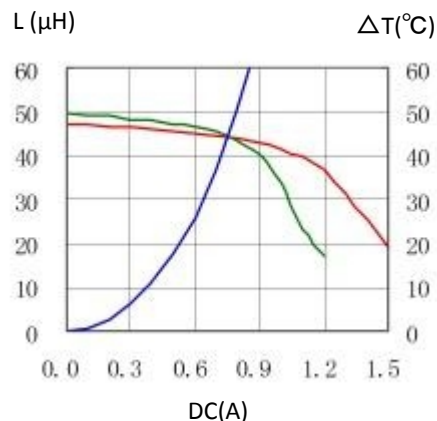
10. CDRH5D28RBH125NP-220MC



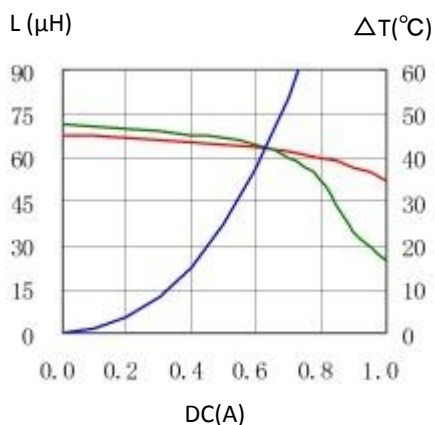
11. CDRH5D28RBH125NP-330MC



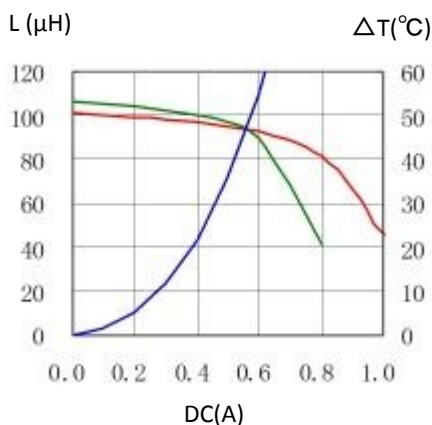
12. CDRH5D28RBH125NP-470MC



13. CDRH5D28RBH125NP-680MC



14. CDRH5D28RBH125NP-101MC



有关销售办事处的信息，请 [点击这里](#)。