

# Lever-type Detector Switches

## SW1AB-490 Series

### Features

- ◇ Miniaturized for space saving design.
- ◇ Superior reliability at micro-current by employing a sliding contact.
- ◇ This is a compact detector switch which can be pressed either horizontally or vertically.
- ◇ Reflow soldering is possible.




Zoom

### Applications

- ◇ Mechatronics detection for audio and VCR Digital camera CD-ROM DVD units.

### Products Number System

SW 1 AB - [ ] [ ] [ ] - [ ] [ ]



Left operation



Right operation

Actual size

### Products Line

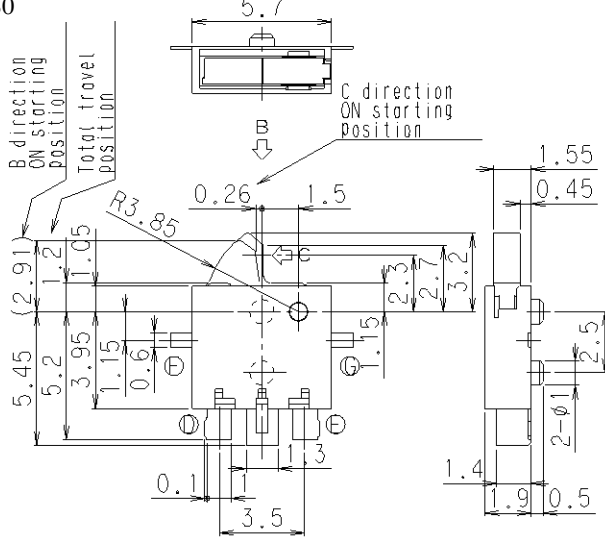
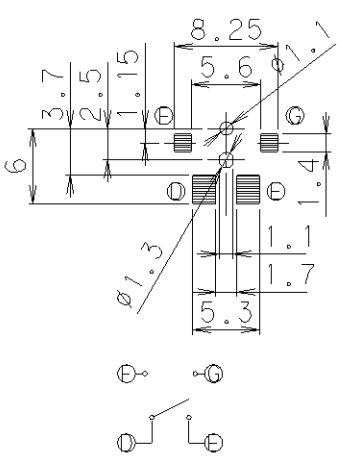
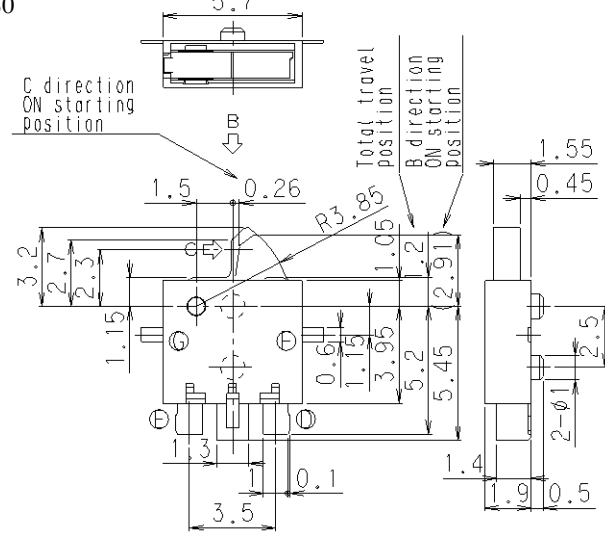
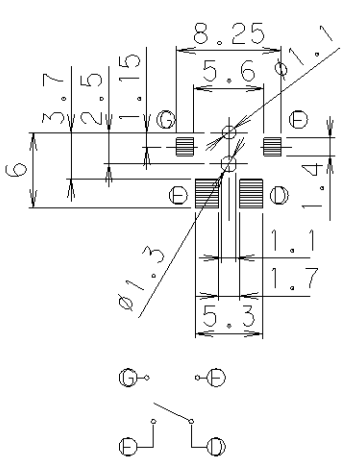
No	Products No	Pole	Position	Quantity (pcs./reel)	Notes
1	SW1AB-490-300T30	1	1	3,000	Left operation type.
2	SW1AB-491-300T30	1	1	3,000	Right operation type.

### Typical Specifications

Item	Specification
Ratings (max.)	0.05 to 10mA 3 to 5V DC (Resistive load)
Contact resistance	1 ohm max.
Insulation resistance	100 megohm min. 100V DC
Withstanding voltage	100V AC for 1min.
Operating life with load	50,000 cycles
Operating force	0.5N max.

Dimensions

Unit : mm

No	Style	P.C.B reference Land Dimensions Circuit diagram (TOP VIEW)
1	<p>SW1AB-490-300T30</p>  <p>Left operation type. With side terminal.</p>	
2	<p>SW1AB-491-300T30</p>  <p>Right operation type. With side terminal.</p>	

Notes

- The appearance and specifications of the product may be modified to improve its performance without prior notice.
- This catalog shows only outline specifications. When using the product, please obtain formal specifications.
- Please see appendix [Cautions in Using Switches].
- This switch is not washable.
- Soldering shall be done with actuator at free position and take care not to attach flux on plastic portion.
- Note that if the stress is applied to the terminals during soldering, they might cause deformation and defects in electrical performance.
- In manual soldering, consideration should be given to apply the soldering iron to the tip of the terminal so that unusual pressure is not applied to the terminal.
- In case circuit and software design consideration against chattering and bouncing shall be taken as below.
  - Read a few times. (Ex. 5ms for 5 times)
  - Set delay time.
  - Set integral circuit.
- As to threshold voltage, center setting is recommended.
- Care shall be taken not to apply stress to the body of switch as it may affect the performance.
- Please confirm the performance on actual operation by simulation with actual environment environments for high reliability.